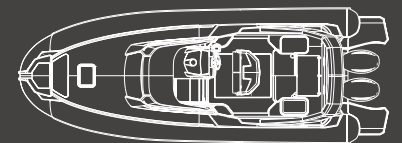
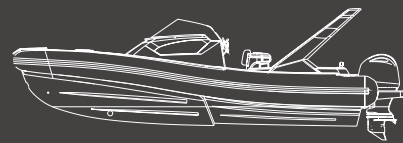


salpa®

Boatbuilder since 1984



SOLEIL 30



Technical Features

Dimensions (Lenght Overall x Beam)	9,10m x 3,21m
EC Dimension	7,99m
Beam Deflated	2,54m
CE Design Category	B
Layout	2 Bed
Tube	Hypalon ORCA 1670 54/65cm
Hull	Single Step – Deadrise 30°
Suggest Engine	1x300 Hp or 2 x 150 Hp
Max Power	1x450 Hp or 2x225 Hp
Fuel	400 Litres



salpa®

Boatbuilder since 1984




“Passion and innovation are the guiding principles of our shipyard. Continuous investments, innovative machinery, advanced technology, the ISO9001 certified production system and an eco-sustainable production plant of 27,000 square meters, powered by renewable energy sources, place Nautica SALPA as a leader in Europe”.



SOLEIL 20



SOLEIL 23



SOLEIL 26



SOLEIL 28



SOLEIL 30



SOLEIL 33



SOLEIL 42

Nautica Salpa srl

Ph. (+39) 0823 622207

e-mail: info@salpa.com

www.salpa.com