



**SOLEIL 52**

**THE FUTURE IS NOW**

**salpa**  
DREAM BUILDER



salpa

SOLEIL 52

YAMAHA

450

VB


SOLEIL 52













salpa

salpa

SOLEIL 52

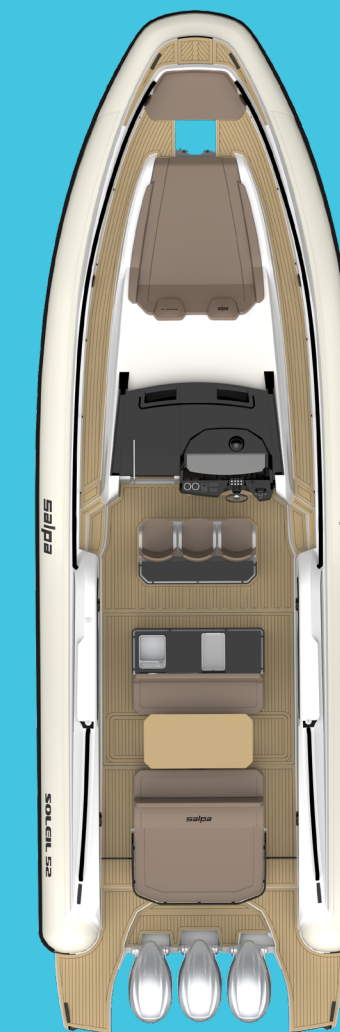


SOLEIL 52

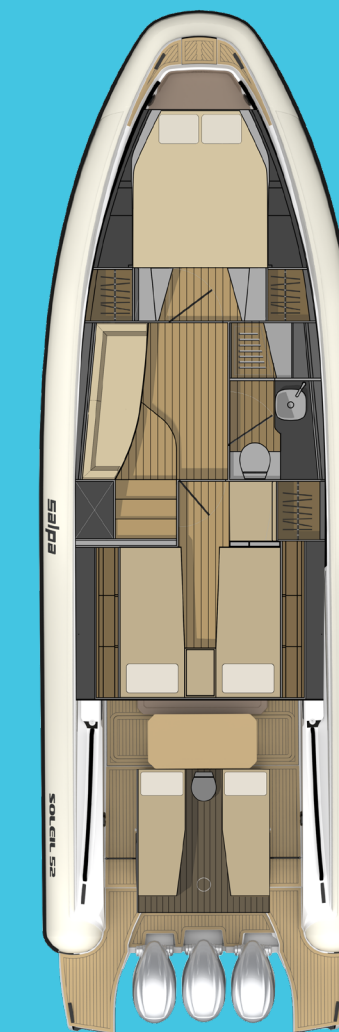


## Technical Features

Overall length	15.60 mt.
EC length	14.08 mt.
Max beam	4.80 mt.
Draft to the keel/prop	0.85/1.15 mt.
Tubes	85/73 cm.
Number of compartments	10
Hull type	Stepped Planing Hull
Dry weight without engines	10.250 kg
Fuel tank capacity	1830 lt
Water tank capacity	430 lt
Homologation category	B
Persons capacity	20
Maximum installable power	1800 hp (1323 kw)
Cabins	2 + 1 crew
Sleeping accommodation	4 + 1 + 2 crew cab.
Toilets	1 + 1 crew cab.



Main Deck



Lower Deck



Find More

**salpa**  
DREAM BUILDER

# salpa

 DREAM BUILDER

salpa.com   



SOLEIL 18



SOLEIL 20



SOLEIL 23S



SOLEIL 24.5



SOLEIL 26



SOLEIL 28



SOLEIL 30



SOLEIL 33



SOLEIL 42



SOLEIL 52

Nautica Salpa s.r.l. Ph. (+39) 0823 622207 - [www.salpa.com](http://www.salpa.com) - e-mail: [info@salpa.com](mailto:info@salpa.com)

The description contained in this brochure relative to the boat, its qualities and its performance, do not represent a public statement concerning the specific characteristics of this boat and are therefore provided by way of example only. Furthermore the above mentioned descriptions not, under any circumstances, represent an element for use in any assessment of conformity of the good, including pursuant to European directive EC 99/44. The content on this brochure, including any photographs, shall not be binding upon the Shipyard and the Customer must reach a specific agreement with the Salpa Dealer on characteristics of the boat upon placing its order. The builder reserves the right to make all changes to its craft that it deems to be necessary. The boat illustrated is equipped with optional accessories available on request with a surcharge.